

SKE EQUIPMENTS PVT. LTD.

BANGALORE



SKE Mining and Demolition Attachments

About Us

We provide the rock breaker at lowest running cost and high return on investment, easy service and low cost of maintenance. We have excellent after sales and services support and our spare parts team have very good experience. We keep sufficient inventory for all our models.

Our Mission

To provide quality and cost effective rock breaker solutions for customer Satisfaction there by adding value for the growth of industry.

To establish long term and mutually beneficial relationship with all associated with us.

PREAMBLE

SKE Equipments offers world-class attachments for hydraulic excavators. With over a decade of experience in this industry, our desideratum is to offer superior quality equipments in terms of production and services as Customer Satisfaction is synonymous with Quality. We manufacture and design equipments that will deliver the best performance with minimal maintenance by ensuring durability. We are enlivened to lead the excavation attachment industry with avant-grade innovative technologies by taking into account the customer's requisites and inputs.

SKE Hydraulic Rock Breaker Advantages

- Great Power, Excellent Durability & Enhanced Usability
- Available from 2.5 ton to 40 tons of Excavator, Backhoe & Skid Steer loader
- Suitable for universal works such as Trenching, Bench Leveling, Breaking in quarries and Demolition Works
- High Power to Weight Ratio
- Full box housing protects hammer and minimizes maintenance
- Vibration damping using high strength urethane cushions (Box Housing)



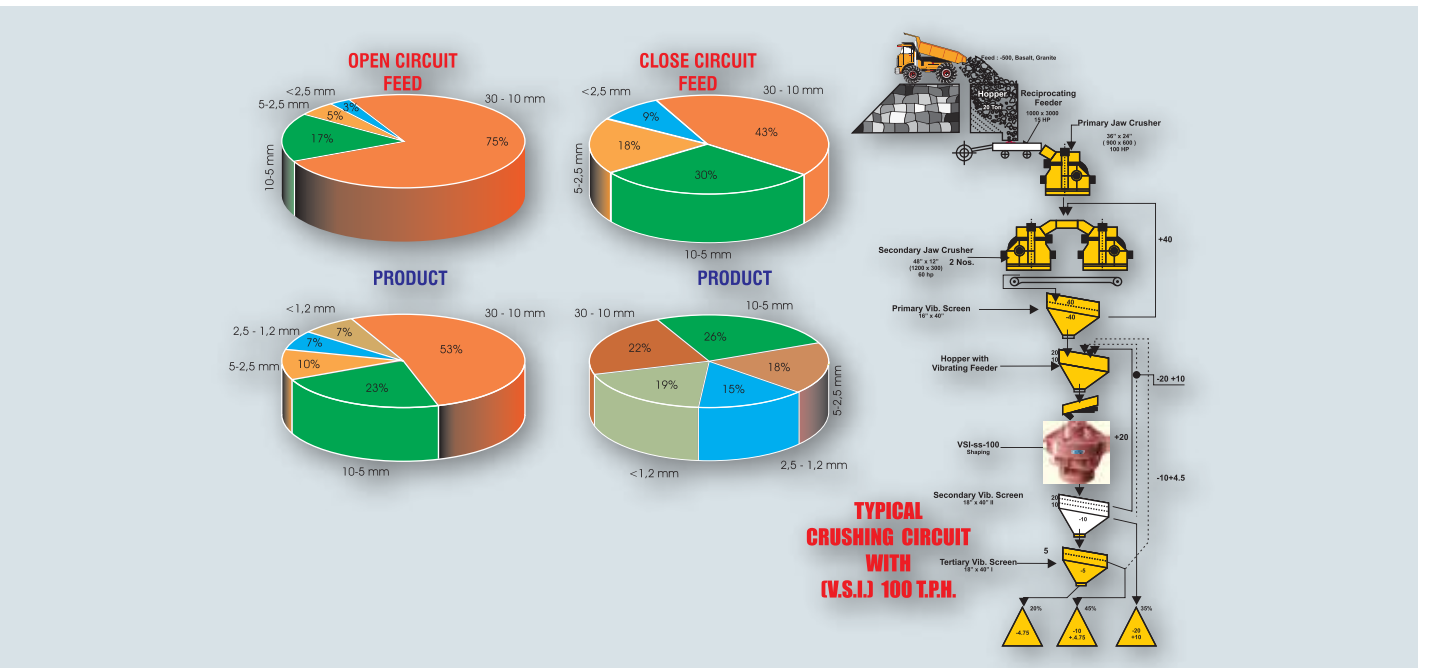
Model	SKE12	SKE14	SKE18	SKE22	SKE30
Gross Weight (kg)	285	365	891	1776	2642
Total Length (mm)	1650	1865	2336	2840	3280
Total Width (mm)	350	288	438	620	710
Operating Pressure (kg/cm2)	110-140	120-150	150-170	160-180	160-180
Oil Flow Rate (bpm)	40-70	50-90	80-110	120-180	180-240
Impact Rate (bpm)	500-900	400-800	350-700	350-500	300-450
Hose Diameter (mm)	1/2	1/2	3/4	1	1 1/4
Rod Diameter (mm)	68	75	100	140	155
Applicable Vehicle Weight (ton)	4.0-7.0	7.0-9	11-16	18-26	28-35



Crusher data

Type	35	55	80	110	160	220	330
Max. feed size +	0-33	0-35	0-35	0-40	0-40	0-50	0-50
Throughput (TPH/BRASS)	40/10	70/17.5	90/22.5	130/32.5	160/40	220/55	280/70
Product Output	0-2 mm	8-12	12-16	16-24	25-30	30-40	50-70
Capacity TPH	0-4 mm	15-20	20-25	23-30	35-40	50-70	70-90
Diameter in mm	610	780	780S	1000	1000S	1200	1200S
Surface speed m/sec	40-62	45-65	45-65	45-65	45-65	35-60	35-60
RPM	1300-2000	1100-1600	1100-1600	860-1250	860-1250	560-1000	560-1000
Power in KW/HP	55/75	75/100	90/120	160/215	200/270	250/335	300/400
V-Belt	4 x SPB	5 x SPC	6 x SPC	6 x SPC	6 x SPC	8 x SPC	8 x SPC
Wt. in Kgs. approx	2700	5000	5200	7000	7500	8000	8200
Motor Pulley (mm)	236	250	265	400	400	540	540

Note : 1 Brass = 4 ton (approx.)



SKE CRAWLER MOUNTED DRILLING RIG

Technical Specifications

Description	KGR CD - 35 (LM 100)
Drilling diameter	88 mm-127 mm
Drilling Depth	40 mtrs
Drill rod size	63 mm - 76 mm
Mounting/Carrier	Crawler
Tramming Speed	2.5 km/hr
Feed extension	750 mm
Pull down force	2250 Kgf
Pull up force	2250 Kgf
Pull up and pull down speed (Maximum)	0-18 mtr / min
Total Length	5120 mm
Height	2325 mm
Width	1940 mm
Travel Length	3565 mm
Weight	2750 Kgs
Compressor	Any make (ELGI/ATLAS COPCO/IR) CFM : 400-700 PSI : 10-12 bar
Advantage	Easy to operate and easy to maintain with one person.



SAND CLASSIFIER

SALIENT FEATURES

- ◆ Heavy duty construction
- ◆ Cartridge type Bucket Wheel & Spiral arrangement
- ◆ Bucket changing is easy & fast it's totally bolted
- ◆ High tech planetary gear reducer is used in all SKE brand sand washers for better & more efficient maintenance free running
- ◆ Very low power consumption & less wear & tear
- ◆ Good quality sand output to meet out the construction standards
- ◆ Heavy self aligned spherical roller bearing imported blocks for trouble free running
- ◆ Spiral wheels empowered with hordox tips for wear Bucket changing is easy & fast resistant & long life
- ◆ Total water trough is protected by anti corrosive special coating

Sand Classifier Data


Model	SKE 60	SKE 80	SKE 100	SKE 120	SKE 140
Capacity	40 - 60TPH	60 - 80TPH	80 - 100TPH	100 - 120TPH	120 - 140TPH
Total Length (mm)	7722	7722	9242	9242	11112
Total Height (mm)	3237	3237	3237	3237	3930
Total Width (mm)	3150	3150	3150	3150	3899
Weight (kg)	6000	6500	7500	8000	13500
Rotation Speed (rpm)	4	4	4	4	4
No. of Bucket Used	12 Nos	12 Nos	12 Nos	12 Nos	12 Nos

Drive Motor Details

Power	7.5hp	7.5hp	10hp	10hp	15hp
Speed (rpm)	FLANGE TYPE	FLANGE TYPE	FLANGE TYPE	FLANGE TYPE	FLANGE TYPE

Vibro Motor Details

Power	1.1x2 Nos = 2.2HP	1.5x2 Nos = 3HP	2.1x2 Nos = 4.2HP	1.1x2 Nos = 2.2HP	3x2 Nos = 6HP
Speed (rpm)	1000	1000	1000	1000	1000





Model		SKE 100	SKE 120	SKE 150	SKE 200
Total Power, kW		23.5	35	52	55
Water Required Cum / Hr		105	180	225	225
Capacity, tph		70	120	150	200
De Watering Screen	Screening Size, mm	2400 L X 1200 W	2400 L X 1200 W	4000 L X 1800 W	4000 L X 2100 W
	RPM	1000	1000	1000	1000
	Motor Power, kW	5	5	15	18
Slurry Pump	Size, mm	6 x 4	8 x 6	8 x 6	8 x 6
	Power, kW	18.5	30	37	37
Hydro Cyclone Size Dia, mm		400	400	500	500





Specifications are prior to changes according to applications



Hydraulic Vibro Ripper

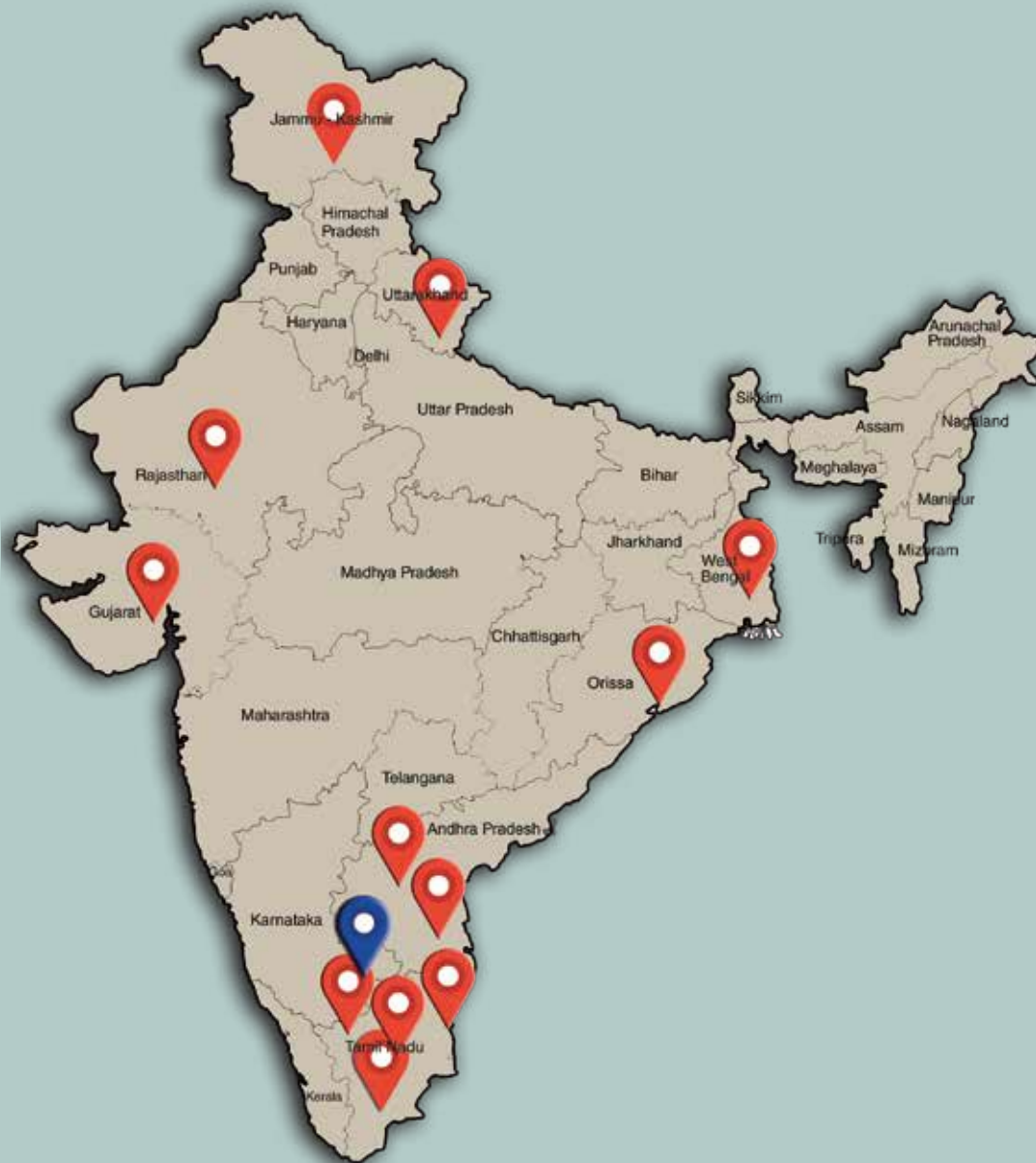
Type	SKE-15	SKE-20	SKE-30	SKE-40	SKE-50	SKE-60	SKE-70	SKE-80
Excavator	9-15	15-20	22-26	28-30	30-33	36-45	50-60	70-100
Working flow (L/min)	120-160	150-180	150-200	160-220	160-250	260-295	290-350	290-360
Working Pressure (Mpa)	180-220	200-210	230-240	1230-250	230-250	240-260	240-260	250-280
SIZE	Length	1350 mm	1350 mm	1500 mm	1500 mm	1550 mm	1650 mm	1750 mm
	Width	750 mm	950 mm	1200 mm	1200 mm	1250 mm	1250 mm	1250 mm
	Height	1800 mm	1800 mm	2500 mm	2500 mm	2750 mm	2750 mm	3200 mm
Weight	1800	2300	2850	3150	4300	5500	6200	8500
Hose Size	3/4	3/4	1	-	1	1 1/4'	1 1/4'	1 1/4'
mpact power (KN)	200	251	273	300	500	580	710	800
mpact frequency (Hz)	25-30	25-30	25-30	25-30	25-30	25-29	25-29	25-29

Hydraulic Breaker Spare Parts



Manufactures of :
Breakers, Drillers, VSI, Sand Classifier, Quick Couplers, Hydraulic Vibro Ripper

Dealers Networks



SKE Equipments Pvt. Ltd.

Plot No. C-93, KSSIDC Industrial Estate,
Bommasandra Industrial Area,
Bommasandra Stage -1, Anekkal (Taluk), Bangalore - 560 099.
Contact : +91 97411 10151 / 91106 15653 / 96069 07522
sales@skeequipments.com / bdm@skeequipments.com
www.skeequipments.com

Dealer :

--

Branches: Chennai | Salem | Coimbatore | Hosur | Perambalur | Tindivanam | Bengaluru | Pune | Port Blair | Hubli | Palakkad | Dehradun